



Principles of Stable Isotope Geochemistry

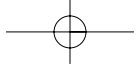
Zachary Sharp

The University of New Mexico



Upper Saddle River, New Jersey 07458





Library of Congress Cataloging-in-Publication Data

Sharp, Zachary.

Principles of stable isotope geochemistry / Sharp Zachary.— 1st ed.

p. cm.

Includes bibliographical references and index.

ISBN-13: 978-0-13-009139-0

ISBN-10: 0-13-009139-1

1. Isotope geology. I. Title.

QE501.4.N9S422 2006

551.9—dc22

2005032635

Executive Editor: *Chris Rapp*Project Manager: *Dorothy Marrero*Editorial Assistant: *Sean Hale*Executive Managing Editor: *Kathleen Schiaparelli*Assistant Managing Editor: *Beth Sweeten*Production Editor: *Donna Hibbs, PPA*Director of Marketing: *Patrick Lynch*Director of Creative Services: *Paul Belfanti*Art Director: *Jayne Conte*

Cover Designer:

Senior Managing Editor, AV Management and Production: *Patricia Burns*Managing Editor, AV Management: *Abigail Bass*AV Production Editor: *Greg Dulles*Art Studio: *Laserwords*Manufacturing Manager: *Alexis Heydt-Long*Manufacturing Buyer: *Alan Fischer*

About the Cover: A Metropolitan Vickers MS 2 mass spectrometer, bought by the Ecole de Géologie, Nancy, France in 1958 for analyses of Pb, and later Rb/Sr at the CNRS, Nancy. Similar mass spectrometers were used for oxygen isotope analyses. The mass spectrometer consists of a copper vertical tube pumped by a diffusion pump (bottom center). The flight tube cuts through the central vacuum tube, allowing it to be pumped essentially at both ends. This is the predecessor of the early VG Micromass spectrometers. Photograph by Andreas Pack.



© 2007 Pearson Education, Inc.

Pearson Prentice Hall

Pearson Education, Inc.

Upper Saddle River, NJ 07458

All rights reserved. No part of this book may be reproduced in any form or by any means, without permission in writing from the publisher.

All uncredited photos are the property of the author.

Pearson Prentice Hall™ is a trademark of Pearson Education, Inc.

Printed in the United States of America

10 9 8 7 6 5 4 3 2 1

ISBN 0-13-009139-1

Pearson Education Ltd., *London*

Pearson Education Australia Pty. Ltd., *Sydney*

Pearson Education Singapore, Pte. Ltd.

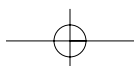
Pearson Education North Asia Ltd., *Hong Kong*

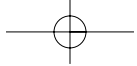
Pearson Education Canada, Inc., *Toronto*

Pearson Educación de México, S.A. de C.V.

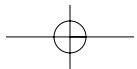
Pearson Education—Japan, *Tokyo*

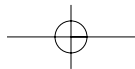
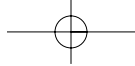
Pearson Education Malaysia, Pte. Ltd.

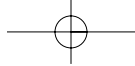




Dedicated to James R. O'Neil, my mentor and friend.







CONTENTS

PREFACE xi

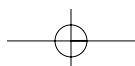
ABOUT THE AUTHOR xiii

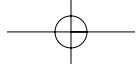
1 INTRODUCTION 1

- 1.1 Historical Background 1
- 1.2 Scope of the Discipline 4
 - 1.2.1 What Are Stable Isotopes? 5
 - 1.2.2 Which Elements and Why? 7
- 1.3 Abundances of the Rare Isotopes of Light Elements 7
- 1.4 Characteristics of Elements That Undergo Significant Isotopic Fractionation 7
- 1.5 Applications in the Earth Sciences 9
- 1.6 Isotope Effects 10
 - 1.6.1 Kinetic Isotope Effects 10
 - 1.6.2 Equilibrium Isotope Effects 11

2 TERMINOLOGY, STANDARDS, AND MASS SPECTROMETRY 15

- 2.1 Overview 15
- 2.2 Isotopologues, Isotopomers, and Mass Isotopomers 15
- 2.3 The Delta Value 17
- 2.4 Isotope Exchange Reactions 20
- 2.5 The Fractionation Factor 21
- 2.6 $10^3 \ln \alpha$, Δ , and the ϵ Value 22
- 2.7 Reference Standards 24
 - 2.7.1 Hydrogen 25
 - 2.7.2 Carbon 28
 - 2.7.3 Nitrogen 28
 - 2.7.4 Oxygen 29
 - 2.7.5 Sulfur 30
- 2.8 Isotope Ratio Mass Spectrometry 30
 - 2.8.1 The First Isotope Ratio Mass Spectrometers 30
 - 2.8.2 Modern Conventional Mass Spectrometers 31
 - 2.8.3 Gas Chromatograph Isotope Ratio Mass Spectrometry (GC-IRMS) 33
 - 2.8.4 Gases Measured in Isotope Ratio Mass Spectrometry 33





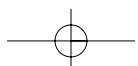
- 2.8.5 Relations between Measured and Desired Isotopic Ratios 35
- 2.8.6 Ion Microprobe Analyses of Stable Isotope Ratios 36

3 EQUILIBRIUM ISOTOPIC FRACTIONATION 40

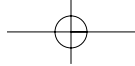
- 3.1 Introduction 40
- 3.2 Theoretical Determination of Stable Isotope Fractionation Factors 41
 - 3.2.1 Free Energy of Reaction 41
 - 3.2.2 The Internal Energy of a Molecule 42
 - 3.2.3 Vibrational Partition Function 43
 - 3.2.4 Translational and Rotational Partition Function 45
 - 3.2.5 The Complete Partition Function Ratio 46
 - 3.2.6 Extension to More Complex Molecules 46
 - 3.2.7 Relationship to Temperature 46
 - 3.2.8 “Empirical” Theoretical Methods 47
- 3.3 Experimental Determination of Fractionation Factors 47
 - 3.3.1 Introduction 47
 - 3.3.2 Mineral–Water Exchange Reactions 49
 - 3.3.3 Mineral–Calcite Exchange Reactions 51
 - 3.3.4 Mineral–CO₂ Exchange Reactions 51
 - 3.3.5 The Three-Phase Approach 52
- 3.4 Empirical Determination of Fractionation Factors 52
- 3.5 Other Potential Factors Controlling Isotope Partitioning 53
 - 3.5.1 Pressure Effect 53
 - 3.5.2 Composition and Structure 54
- 3.6 So Which Fractionation Factors Are Correct? 56
 - 3.6.1 An Example from Quartz–Calcite Fractionation 56

4 THE HYDROSPHERE 64

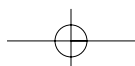
- 4.1 Overview 64
- 4.2 Natural Abundances of the Isotopologues of Water 65
- 4.3 Meteoric Water 67
- 4.4 The Meteoric Water Line 68
 - 4.4.1 General Features of the GMWL 69
 - 4.4.2 Variations in Slopes and Intercepts of Local MWLs 69
 - 4.4.3 Meteoric Waters in Arid and Semiarid Environments 70
- 4.5 The Deuterium Excess Parameter 71
- 4.6 Evaporation and Condensation 74
 - 4.6.1 Evaporation 74
 - 4.6.2 Condensation: Closed-System (Batch) Isotopic Fractionation 75
 - 4.6.3 Condensation: Open-System (Rayleigh) Isotopic Fractionation 78
- 4.7 Factors Controlling the Isotopic Composition of Precipitation 80
 - 4.7.1 Temperature 80
 - 4.7.2 Distance or Continentality Effect 82
 - 4.7.3 Latitude Effect 83
 - 4.7.4 Altitude Effect 83
 - 4.7.5 Amount Effect 84
 - 4.7.6 Seasonal Effects 86
- 4.8 Groundwater 86



4.9	Geothermal Systems	88
4.10	Basinal Brines and Formation Waters	89
4.11	Glacial Ice	91
4.11.1	Underlying Bases for Glacial Paleoclimatology	92
4.11.2	Determining the Age of Glacial Ice	93
4.11.3	Thinning of Ice Layers	94
4.11.4	The Example of Camp Century, North Greenland	94
4.11.5	Example of the GRIP Summit Core: Flickering Climates	97
5	THE OCEANS	103
5.1	Overview	103
5.2	Oxygen Isotope Variations in Modern Oceans	104
5.2.1	Salinity– $\delta^{18}\text{O}$ Relations in Shallow Marine Waters	104
5.2.2	Salinity– $\delta^{18}\text{O}$ Relations in Deep Ocean Waters	105
5.3	Depth Profiles in Modern Oceans: $\delta^{18}\text{O}(\text{O}_2)_{\text{aq}}$ and $\delta^{13}\text{C}(\Sigma\text{CO}_2)$	108
5.4	Isotopic Compositions of Ancient Oceans	109
5.4.1	Primitive Oceans	109
5.4.2	Secular Changes in $\delta^{18}\text{O}$ of Marine Sediments	111
5.5	Seawater–Basalt Interactions: Buffering the $\delta^{18}\text{O}$ Value of the Ocean	112
5.5.1	Low-Temperature Alteration	112
5.5.2	High-Temperature Alteration	113
5.5.3	Evidence from Drill Core Material	114
5.5.4	Evidence from Obducted Material	114
5.6	Buffering the $^{18}\text{O}/^{16}\text{O}$ Ratio of Ocean Water	116
5.6.1	Summing the Processes Affecting the $^{18}\text{O}/^{16}\text{O}$ Ratio of Seawater	116
5.6.2	Model Calculations	116
5.6.3	Unresolved Controversy	117
6	BIOGENIC CARBONATES: OXYGEN	120
6.1	Introduction	120
6.2	The Phosphoric Acid Method	121
6.2.1	A Major Breakthrough	121
6.2.2	Acid Fractionation Factors	123
6.2.3	Applicability	124
6.3	The Oxygen Isotope Paleotemperature Scale	125
6.4	Factors Affecting Oxygen Isotope Paleotemperatures	129
6.4.1	Variations in $\delta^{18}\text{O}$ of Ocean Water in Space and Time	130
6.4.2	Vital Effects	131
6.4.3	Diagenesis	133
6.4.4	Ecology of the Organism	138
6.5	Applications of Oxygen Isotope Paleothermometry	139
6.5.1	The Quaternary	139
6.5.2	The Paleogene and Neogene (Cenozoic)	140
6.5.3	Older Samples	140
6.6	Application to Continental Carbonates	141



- 7 CARBON IN THE LOW-TEMPERATURE ENVIRONMENT 149**
- 7.1 Introduction 149
 - 7.2 The Carbon Cycle 150
 - 7.2.1 Carbon Isotope Budget of the Earth 153
 - 7.3 Carbon Reservoirs 153
 - 7.3.1 Mantle 153
 - 7.3.2 Plants 153
 - 7.3.3 Organic Carbon in Sediments 157
 - 7.3.4 Methane 159
 - 7.3.5 Atmospheric CO₂ 160
 - 7.4 $\delta^{13}\text{C}$ Values of Carbonates 161
 - 7.4.1 Introduction 161
 - 7.4.2 General Characterization of Carbonates 162
 - 7.4.3 The Vital Effect 162
 - 7.4.4 Carbonate Speciation Effects 165
 - 7.4.5 Controls on the $\delta^{13}\text{C}$ Value of Marine Carbonates over Long Timescales 165
 - 7.4.6 Variations in the $\delta^{13}\text{C}$ Value of Marine Carbonates at Short Timescales 169
 - 7.5 $\delta^{13}\text{C}$ Studies of Terrestrial Carbonates 171
- 8 LOW-TEMPERATURE MINERALS, EXCLUSIVE OF CARBONATES 179**
- 8.1 Introduction 179
 - 8.2 Phosphates 179
 - 8.2.1 Analytical Techniques 180
 - 8.2.2 Applications to Marine Paleothermometry 181
 - 8.2.3 Application to Mammals: Theory 183
 - 8.2.4 Application to Mammals 186
 - 8.3 Cherts 189
 - 8.3.1 Application to Precambrian Chert Deposits 189
 - 8.3.2 Application to Phanerozoic Cherts 190
 - 8.3.3 Diagenesis 191
 - 8.3.4 Application to Recent Sediments 193
 - 8.3.5 Other Silica Applications 194
 - 8.4 Clay Minerals 195
 - 8.4.1 Early "Bulk" Sample Studies 195
 - 8.4.2 Grain-Size Considerations 196
 - 8.5 Iron Oxides 199
- 9 NITROGEN 206**
- 9.1 Introduction 206
 - 9.2 The Nitrogen Cycle 207
 - 9.3 Nitrogen Isotope Fractionation 208
 - 9.3.1 Nitrogen Fixation 209
 - 9.3.2 Mineralization 209
 - 9.3.3 Assimilation 210
 - 9.3.4 Nitrification 210
 - 9.3.5 Denitrification 210

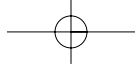


- 9.4 The Characteristic $\delta^{15}\text{N}$ Values of Various Materials 211
 - 9.4.1 Plants and Soil 212
 - 9.4.2 Other Terrestrial Reservoirs 212
 - 9.4.3 Nitrogen in the Oceans 213
- 9.5 Nitrogen Isotope Ratios in Animals 216

- 10 SULFUR 222**
 - 10.1 Introduction 222
 - 10.2 Analytical Techniques 223
 - 10.3 Equilibrium Fractionations and Geothermometry 225
 - 10.4 Sulfate and Sulfide Formation at Low Temperatures: The Sedimentary Sulfur Cycle 228
 - 10.5 Secular Variations in Sulfur 231
 - 10.5.1 Long-Term Variations 231
 - 10.5.2 Alternative Approaches: Barite and Trace Carbonates 232
 - 10.5.3 Time Boundaries 233
 - 10.5.4 Archean Sulfates: Clues to the Early Atmosphere 234
 - 10.5.5 Sulfur Isotope Anomalies: Mass-Independent Fractionation 235
 - 10.6 Sulfur Isotope Ratios in the Terrestrial Environment 238
 - 10.7 Oxygen Isotope Variations in Sulfates 237

- 11 IGNEOUS PETROLOGY 242**
 - 11.1 Introduction 242
 - 11.2 The Mantle 243
 - 11.2.1 Oxygen 243
 - 11.2.2 Carbon 247
 - 11.2.3 Nitrogen 251
 - 11.2.4 Hydrogen 252
 - 11.2.5 Sulfur 254
 - 11.3 Emplacement of Plutonic Rocks: Interactions with the Crust and Hydrosphere 255
 - 11.3.1 Normal Igneous Rocks 256
 - 11.3.2 Shallow-Level Hydrothermal Alteration by Meteoric Water: Low $\delta^{18}\text{O}$ Plutonic Rocks 256
 - 11.3.3 High- $\delta^{18}\text{O}$ Igneous Rocks 258
 - 11.4 Calculating Fluid/Rock Ratios 259
 - 11.5 Other Processes: Degassing, Assimilation, and Fractional Crystallization 261
 - 11.5.1 Magmatic Volatiles 261
 - 11.5.2 Assimilation–Fractional Crystallization (AFC) Processes 263

- 12 METAMORPHIC GEOLOGY 272**
 - 12.1 Introduction 272
 - 12.2 Stable Isotopes as Geochemical Tracers 273
 - 12.2.1 Closed System: Protolith Identification and Alteration 273
 - 12.2.2 Open Systems: Volatilization and Fluid Infiltration Processes 274
 - 12.3 Fluid Sources and Fluid–Rock Interaction 280
 - 12.3.1 Oxygen and Hydrogen 280
 - 12.3.2 Carbon 282
 - 12.3.3 Sulfur 283

**x** *Contents*

12.4	Scales of Equilibration During Metamorphism	284	
12.4.1	Regional-Scale Exchange	284	
12.4.2	Localized Exchange	285	
12.5	Quantifying Fluid–Rock Ratios and Fluid Fluxes	286	
12.5.1	Simple Mixing Models: Zero-Dimensional Water–Rock Interaction Models	286	
12.5.2	One-Dimensional (Directional) Water–Rock Interaction Models	287	
12.6	Thermometry	291	
12.6.1	Introduction	291	
12.6.2	Oxygen Isotope Thermometry in Metamorphic Rocks: Testing for Equilibrium	293	
12.6.3	Applications of Stable Isotope Thermometry	295	
12.7	Retrograde Exchange: “Geospeedometry”	296	
12.8	State of the Art	300	
13	EXTRATERRESTRIAL MATERIALS	309	
13.1	Introduction	309	
13.2	Classification of Meteorites	310	
13.3	Oxygen Isotope Variations in Meteorites	310	
13.3.1	Introduction	310	
13.3.2	Discovery of an ^{17}O Anomaly	312	
13.3.3	Possible Explanations: Mixing of Two Distinct Reservoirs	313	
13.3.4	Mass-Independent Fractionation	316	
13.4	Hydrogen	318	
13.4.1	Introduction	318	
13.4.2	Meteorites	319	
13.5	Carbon	320	
13.6	Nitrogen	322	
	APPENDIX A	Standard Reference Materials for Stable Isotopes	329
	APPENDIX B	Sample Calculation of the Correction Procedure for Adjusting Measured Isotope Data to Accepted IAEA Reference Scales	332
	INDEX	334	

